

**PHILOSOPHICAL TRANSACTIONS
OF THE ROYAL SOCIETY B**

BIOLOGICAL SCIENCES

**If perception is probabilistic, why doesn't it seem
probabilistic?**

Journal:	<i>Philosophical Transactions B</i>
Manuscript ID	RSTB-2017-0341.R1
Article Type:	Opinion piece
Date Submitted by the Author:	23-May-2018
Complete List of Authors:	Block, Ned ; New York University, Philosophy Department;
Issue Code (this should have already been entered but please contact the Editorial Office if it is not present):	ACCESS
Subject:	Cognition < BIOLOGY, Behaviour < BIOLOGY
Keywords:	tbc, ., ,, perception, consciousness, probability

SCHOLARONE™
Manuscripts

Draft of May 23, 2018

If perception is probabilistic, why doesn't it seem probabilistic?

Ned Block
NYU

The success of the Bayesian perspective in explaining perceptual phenomena has motivated the view that perceptual representations are probabilistic. But if perceptual representation is probabilistic, why doesn't normal conscious perception reflect the full probability functions that the probabilistic point of view endorses? For example, neurons in cortical area MT/V5 that respond to the direction of motion are broadly tuned: a patch of cortex that is tuned to vertical motion also responds to horizontal motion, but when we see vertical motion, foveally, in good conditions, it does not look at all horizontal. The standard solution in terms of sampling runs into the problem that sampling is an account of perceptual decision rather than perception. This paper argues that the best Bayesian approach to this problem does not require probabilistic representation.

One motivation for treating neural representations as probabilistic is that neurons are stochastic devices: identical inputs to identical neurons will inevitably yield variation in firing patterns. That applies to all neural representation, but there is a reason to expect perceptual representation in particular to be probabilistic because, given any activation of a perceptual system, there are many different environmental situations with different perceptible properties that could have produced it, some more probable than others. The visual system is said to cope with these facts by representing many of the possible environmental situations, each with a certain probability (1, 2). Perceptual representation of a range of environmental situations, each with a certain probability, is what is meant in this article by 'probabilistic representation'.

For example, Vul, Hanus & Kanwisher say that "... that internal representations are made up of multiple simultaneously-held hypotheses, each with its own probability of being correct..." (3). Gross & Flombaum describe "... a growing body of work that emphasizes the probabilistic nature of the computations and representations involved in a perceiver's attempts to 'infer' the distal scene from noisy signals and then store the representations it constructs."(4). They advocate probabilistic representations in which perceptual properties are attributed to places or things with a certain probability.

It is often noted that perception doesn't normally seem probabilistic (3, 5-7). But how *would perception seem* if it did seem probabilistic? The phenomenology of perception would reflect the probability distributions of probabilistic perceptual representations.

Draft of May 23, 2018

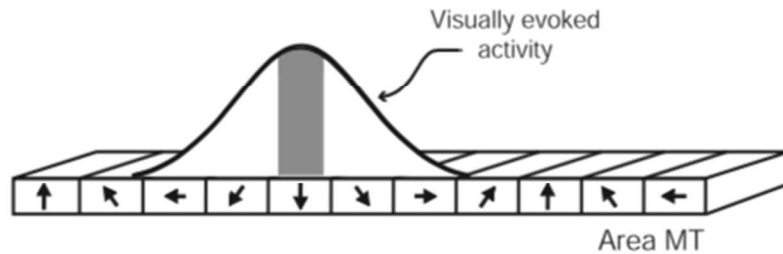


Figure 1 The response of a patch of cortex tuned to downward motion in area MT/V5 of monkey cortex. (The curve is representative but hypothetical.) The height of the curve represents level of neuronal discharge. The shaded area indicates the most active neurons. From (8) with permission of the Society for Neuroscience.

An example from motion-sensitive area MT/V5 that illustrates the problem is in Figure 1. Tuning curves in individual neurons for direction of motion have broad sensitivities. (I will discuss populations of neurons later.) Tuning curves for neurons tuned to vertical downward motion respond also to a range of other motions, from horizontal motion to the left to horizontal motion to the right (8). Still, when you look at a close medium size object moving vertically in good conditions, you do not normally see any hint of horizontal motion.

The same point applies to detectors for orientation in early cortical areas of the visual system. Seeing a vertical bar or grid activates neurons whose maximum response is to vertical grids. Simple cells tuned to vertical respond to a wide range of other orientations, but to a lesser degree, typically with substantial activations by grids tilted up to 30° in either direction, clockwise and counter-clockwise (9, 10). But when one views a vertical grid foveally in normal conditions, there is no hint of the 30° tilts. You can verify this for yourself by looking at Figure 2. (The fovea is the center of the retina where cones are the densest. A thumb at arm's length is seen entirely foveally.)

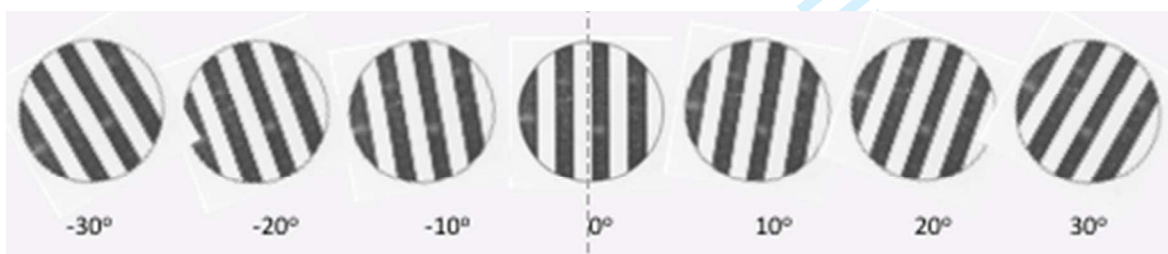


Figure 2. Oriented grids tilted from minus 30° to plus 30° . Ask yourself whether in viewing the central bar, you see any hint of the minus 30° or plus 30° grids.

The probabilistic point of view as applied to individual neurons dictates that these degrees of activation in neurons are representations of probabilities that the stimulus has one or another of these orientations, so the representation of the orientation of a grid is often thought of as a set of hypotheses attributing different probabilities to various different grids, or, alternatively, as a probability function over orientations.

Draft of May 23, 2018

1
2
3 The subject of this article is probabilistic representation in *perception, not cognition*
4 (thinking, reasoning, deciding). And it is *probabilistic representation*, not representation
5 *of probabilities*. Let me explain the difference. The probabilistic perceptual
6 representations at issue here are of this sort: <red, there_i, .7>, to be read as a
7 representation of redness at the location indicated by 'there_i', with a .7 probability. But
8 what if what is represented in perception is not redness but itself a probability, say the
9 probability that something is red being .3? This is a representation *of a probability*.
10 Humans certainly have cognitive representations of probabilities. We know that if A
11 causally influences B, then the presence of A makes B more probable. And we use
12 such representations in reasoning and problem solving (11, 12). There is some
13 evidence of representations *of probabilities* in perception (13), though I am not
14 persuaded that this study concerns perception as opposed to perceptual judgment. If
15 there is perception of probability, the question arises as to whether there could be a
16 *probabilistic representation of probability*, for example, a representation of the form:
17 <probability of redness of .3, there_i, .7>. (If this seems unintelligible, note that I can
18 have a .9 credence that the probability of decay of a certain subatomic particle is .1.) In
19 any case, this article concerns probabilistic representation, not representation of
20 probabilities; and in perception, not cognition.
21
22
23

24 In brief, the problem to be discussed here is that conscious perception does not
25 normally reflect most of the probabilistic hypotheses. I will mention two proposals that
26 have been made concerning the role of probabilistic representation in the
27 phenomenology of perception, *confidence* and *precision*, arguing that they do not deal
28 with the problem at hand. Then I will move to a discussion of more promising
29 approaches which focus on *populations* of neurons.
30
31

32 Confidence

33 Some say that a conscious reflection of probabilistic representation can be found in
34 conscious confidence. One can have a conscious sense of a low degree of confidence
35 that that is Isaac in the distance. As one gets closer, one's conscious confidence that it
36 is Isaac might increase (14). However, such confidences involve cognitive
37 categorization of perception (where cognition is the domain of thought and reasoning).
38 One can be very confident that one sees something, less confident that one sees a
39 person, still less confident that one sees a guy in a ill-fitting suit, and still less confident
40 that one sees Isaac (6). The fact that conscious confidence depends on the imposition
41 of cognitive categories raises the question of the extent to which the phenomenology of
42 confidence is perceptual phenomenology.
43
44

45 Morrison has countered by appealing to *perceptual* categorization, saying it is the
46 perceptual categories that make the confidences perceptual (15). However, it is not the
47 case that perceptual categorization is involved in all perception. The operational index
48 of perceptual categorization is faster and more accurate discrimination across
49 perceptual categories than within perceptual categories. And that obtains in only some
50 cases of perception, for example color perception and phoneme perception. Using the
51 example of oriented grids, there may be categorical perception of cardinal orientations,
52 but the same issue arises for plus or minus 15° from a 25° tilt where no cardinal
53 orientations are involved.
54
55
56
57
58
59
60

Draft of May 23, 2018

In any case, perceptual categorization does nothing to solve the problem of the perception of direction or orientation that we started with. In normal foveal perception of a vertical grid, we are not aware of the 30° tilts *at all*, so we are certainly not aware of them with low confidences.

Another confidence-based approach would be metacognitive confidence, the confidence that a certain probability estimate is correct. Confidence in this sense is strongly conceptual; for example, it requires the concept of probability. So metacognitive confidence is unlikely to be perceptual.

Precision

Another proposal about the manifestation of probabilistic representation in the phenomenology of perception is that what Vul, et al. and Gross & Flombaum interpret probabilistically should instead be seen in terms of representational precision (6). In the case of the orientation cells that are tuned to verticality but are also activated by a wide range of other orientations, the manifestation of this wide responsiveness might be blur. Of course, vertical things may look blurry in a fog, but the problem at hand is why they don't look blurry in foveal perception in standard conditions despite the wide tuning of individual neurons.

It has been suggested that the low quality of color information in the peripheral retina shows that perception really is highly indeterminate. Our impression of determinacy is supposed to be an illusion (16-20). My first point against this claim is that it is a myth that there are insufficient color receptors in the periphery of the retina to see vivid colors. Discrimination of one hue from another is as good at 50° as in the fovea if the color stimuli are large enough (21). And there is some color sensitivity out to 80° to 90°. I called this a myth (22, p. 534) and a recent article describes it as a “widespread misconception even among vision scientists” (23). Second, it is well known that there is integration of color information over time within visual cortex. Third, “memory color” effects are well known. Similar points are made in (22, 24).

It might be said that, rather than blur, the perception represents a determinable rather than a determinate (25). A determinate is a more specific way of having a determinable, as red is a more specific way of being colored. The determinable/determinate relation is relative—red is determinate relative to colored but determinable relative to scarlet. The suggestion that we are aware of determinables does have the advantage of predicting that we don't see low probability alternatives, but it throws out the baby with the bathwater by denying that we see the *high* probability alternatives as well. How would the determinable hypothesis apply to the vertical grid or vertical motion examples? Perhaps the determinable would be *motion that deviates from vertical at most by a small acute angle*. If 'small' is supposed to cover the full range of putatively represented angles, the problem is just restated, and if 'small' covers a smaller range, the proposal does not face up to the problem how it is that perception does not reflect the probabilistic representations outside that range.

Populations

Thus far, it may seem that I am arguing that if perception is probabilistic, it would seem probabilistic; it doesn't seem so, so it isn't probabilistic. That is not my argument. There

Draft of May 23, 2018

1
2
3 are a number of ways in which probabilistic perception might not seem probabilistic.
4 The most promising candidates involve populations of neurons. My point is that the best
5 approach to population responses don't involve commitment to actual probabilistic
6 representations because they are to be understood in terms of Marr's "computational"
7 level, to be explained below.
8

9
10 Orientation-specific activations can be taken as hypotheses about the orientation of the
11 stimulus, with the degrees of activation of the stimuli as the strengths of the hypotheses.
12 If these items of information from all the orientation-specific neurons are put together,
13 they can be used to compute an expectation about the orientation of the stimulus. And
14 the extent to which the neurons disagree with one another would indicate the
15 uncertainty of that expectation. If the perceiver is in a scanner, combining responses of
16 many neurons allows for decoding of the visual input orientation (26). However, it is
17 unclear how the procedures that allow the neuroscientist to decode from a population
18 relate to the *perceiver's* decoding from populations. There is no inner eye that looks at
19 populations. There has to be some mechanism of combination. The next two sections
20 concern two population-based approaches: sampling and competition. I endorse the
21 latter and go on to explain that it is compatible with Bayesian approaches.
22
23

24 Sampling

25 Sampling is a way of moving from probabilistic representations to narrower probability
26 distributions or to non-probabilistic representations in populations of neurons. Any such
27 process can be described as sampling but as we will see in the next section, there is
28 another approach that is less naturally described as sampling. The big attraction of
29 sampling from a Bayesian perspective is that optimal Bayesian inference is intractable
30 but sampling isn't. My objection to sampling is that standard sampling models model
31 *perceptual decision rather than perception* itself.
32

33
34 The term "sampling" covers any process in which items are chosen from a distribution,
35 e.g. drawing balls from an urn. The "standard" form of sequential sampling according to
36 a recent review (27) is the Diffusion Decision Model in which the subject is given a task,
37 say of deciding whether a bar is tilted to the left or to the right. A threshold of evidence
38 is set for each of the choices, and the system samples from the distribution of
39 responses. Samples are the input and the output is a decision. (Some writers treat the
40 decision itself as a sample (28).) In one version, each sample is treated as an item of
41 evidence in a Bayesian calculation of posterior probability. If the accumulation of
42 evidence reaches the threshold for clockwise before the threshold for counter-
43 clockwise, the perceptual decision is clockwise (27, 29).
44

45
46 Applied to the problem at hand, the suggestion would be that probabilistic
47 representations are unconscious, but conscious perception reflects the sampling, not
48 the probabilistic representations themselves. The sampling answer to "If perception is
49 probabilistic, why doesn't it seem probabilistic?" then is that unconscious perception is
50 probabilistic but conscious perception is not.
51

52 Vul, et al. say "Internal representations are graded probability distributions, yet
53 responses about, and conscious access to, these representations is limited to discrete
54 samples. Our mind appears to perform Bayesian inference without our knowing it."
55 Gross & Flombaum (p. 361), referencing Vul, et al., put it this way: "perceivers construct
56
57
58
59
60

Draft of May 23, 2018

1
2
3 from noisy transduced signals probabilistic representations (assignments of credences
4 over a space of possibilities concerning the distal scene) that take into account, as best
5 they can, expected relationships among the scene's various features; performance, *in*
6 *response to a specific query*, then involves 'sampling' from the probabilistic
7 representations stored in visual memory" (italics added).
8

9 *However, we don't need a query for the vertical grid or vertical motion to look vertical.*
10 Without any particular task or query or focused attention, vertical objects in the world
11 seen foveally in normal conditions tend to look vertical. You may be reading this on a
12 computer screen whose sides are vertical and look vertical despite the fact that there is
13 no task concerning them and you are not attending directly to them. Further, Bayesian
14 models of sampling standardly require cognitive categories imposed in advance as part
15 of the subject's task. In the example above, the categories were *tilted left* and *tilted*
16 *right*. But then the same problem arises as already mentioned in connection with
17 confidence. When sampling depends on the imposition of cognitive categories, that
18 raises the question of the extent to which the phenomenology of the conscious state is
19 genuinely perceptual phenomenology.
20
21

22 The basic problem is that sampling models model perceptual decision rather than
23 perception, i.e. the formation of a percept. Perception takes place routinely with no
24 task, explicit or implicit, and without any need for perceptual decision as to which
25 cognitive category to apply. I am appealing here and in what follows to the difference
26 between perception and cognition--where cognition includes thought, reasoning and
27 decision-making. Although I can't argue for it here, I believe that perceptual
28 representations are constitutively iconic, non-conceptual and non-propositional in
29 content whereas cognitive representations do not have these properties. There is an
30 important divide between the types of representations involved in perception and
31 cognition (30-32).
32
33

34 An advocate of sampling might suggest that there is *always* sampling in conscious
35 perception, independently of any task. If there are *many* samples, the problem this
36 article started with arises: The samples will be samples of different orientations, so why
37 doesn't vision reflect *all* the samples? The supposition that there is a *single random*
38 sample leading to a point estimate would predict widespread illusion.
39
40

41 The evidence for probabilistic representation in ordinary perception is problematic. To
42 get evidence for sampling, Vul, et al. had to produce a perceptual situation in which
43 subjects were making weakly informed guesses, something that does not happen in
44 prototypical foveal vision. They presented 26 letters in quick succession for 20 ms each
45 with 47 ms in between letters. In the series, one letter was surrounded by a circle and
46 the subjects' task was to say which letter was circled. The innovation of Vul, et al. was
47 to ask for multiple guesses about the same perception, the results of which they
48 describe as sampling from a distribution of hypotheses in that very perception.
49

50 However, anyone who has been a subject in such a rapid series of percepts—*15 letters*
51 *in a single second*-- knows that the subjective impression is one of guessing. A similar
52 problem arises for a second experiment in which letters were "crowded" together in
53 space. In crowded perception, most notably in the periphery of the visual field, there is
54 more than one object in an "integration field", making the perception bewildering. One
55
56
57
58
59
60

Draft of May 23, 2018

1
2
3 subject in a (different) crowding experiment was quoted as saying “It looks like one big
4 mess...I seem to take features of one letter and mix them up with those of another.”
5 Another subject said: “I know that there are three letters. But for some reason, I can’t
6 identify the middle one, which looks like it’s being stretched and distorted by the outer
7 flankers” (33, p. 1139). The evidence for probabilistic perception in a case in which
8 subjects are subjectively guessing does not automatically apply to ordinary foveal
9 perception in which a vertical line looks vertical, despite representations in the visual
10 system of lower probability tilts. In the Vul, et al. cases, competition has broken down
11 and there are many simultaneously present percepts.
12
13

14 Further, what Vul, et al. describe as sampling from a distribution was a matter of making
15 a series of four decisions about what letter was cued. Subjects got monetary rewards,
16 more money for getting the letter right on the first guess and less for the subsequent
17 three guesses, so they had to evaluate which of these conceptual categorizations they
18 were most sure of. Their responses required complex cognition involving the imposition
19 of concepts on whatever perceptual information they had.
20

21 In sum, standard forms of sequential sampling require the imposition of cognitive
22 categories, something that may never be involved in genuine perception. Sampling is
23 more of a model of perceptual decision than of perception, i.e. the formation of
24 percepts. And a highly cited item of evidence for sampling involves uncertain
25 perception that is quite different from the kind of perception that gives rise to the original
26 problem.
27

28
29 The problems with the sampling approach motivate looking at another approach to
30 populations of neurons, competition.
31

32 33 Competition

34 What seems to me the most promising approach is based on the notion of competition.
35 I know that some will see competition as an implementation of sampling but the key
36 difference, as I have been saying, is that competition routinely happens without any
37 need for a perceptual decision. One kind—not the only kind-- of competition is involved
38 in the "global workspace" model of consciousness (34). See Figure 3. The outer ring
39 indicates the sensory surfaces of the body. Circles are neural systems and lines are
40 links between them. Filled circles are activated systems and thick lines are activated
41 links. Activated neural coalitions compete with one another to trigger recurrent
42 (reverberatory) activity, symbolized by the ovals circling strongly activated networks.
43 Sufficiently activated networks trigger recurrent activity in cognitive areas in the center
44 of the diagram and they in turn feed back to the sensory activations, maintaining the
45 sensory excitation until displaced by a new dominant coalition. Not everyone accepts
46 the global workspace theory as a theory of consciousness (including me), but it does
47 serve to illustrate one kind (again, not the only kind) of competition among sensory
48 activations that in many circumstances is "winner-takes-all", with the losers precluded
49 from consciousness.
50
51

52
53 (I have argued that recurrent activations confined to the back of the head can be
54 conscious without triggering central activation. Because of local recurrence, these are
55 "winners" in a local competition without triggering global workspace activation (35).
56
57
58
59
60

Draft of May 23, 2018

Strong recurrent activations in the back of the head normally trigger “ignition”, in which a winning neural coalition in the back of the head spreads into recurrent activations in frontal areas that in turn feed-back to sensory areas. See Figure 3. As Dehaene and colleagues have shown, such locally recurrent activations can be produced reliably with a strong stimulus and strong distraction of attention (36) Since I am concerned in this paper with normal perception, I will ignore my disagreement with the model here.)

Another case in which losing representations are precluded from consciousness is rivalry, both rivalry that can be experienced with one or both eyes (as with the Necker cube and standard figure/ground stimuli) and binocular rivalry. In rivalry, alternative representations compete for dominance because of mechanisms of reciprocal inhibition. The losing representations rise again when the dominant perceptions are weakened by adaptation. One evolutionary explanation for reciprocal inhibition is that vision has to cope with damage to the eye in which there is some distorted registration that must be inhibited in favor of a dominant percept (37). In this winner-takes-all competition, the mechanism is competition and dominance.

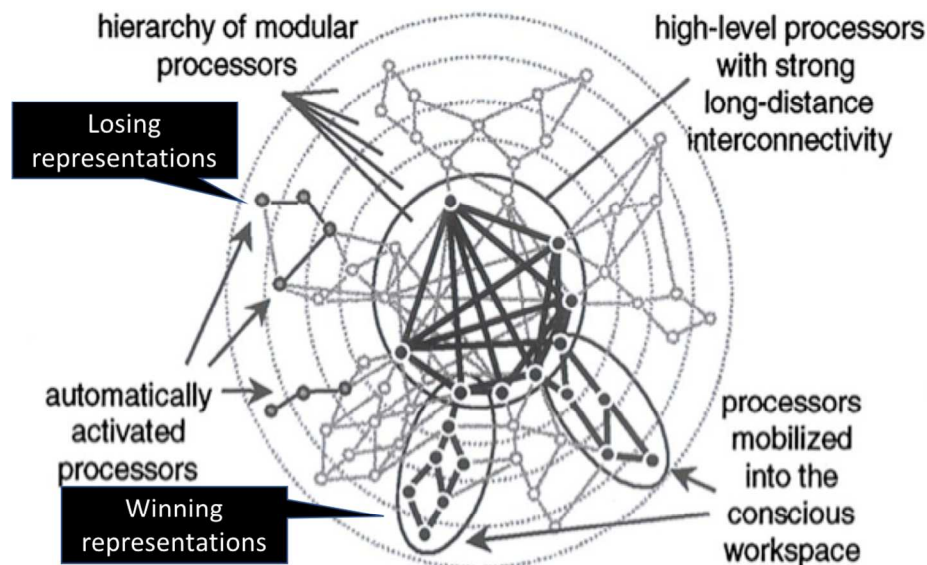


Figure 3. Schematic diagram of the global workspace. I am grateful to Stan Dehaene for supplying this drawing. Dark pointers added.

Although the explanation of rivalry in terms of reciprocal inhibition and adaptation is very well confirmed (38), there are Bayesian accounts, including accounts based on sampling, that have some utility in predicting some specific details of the dominance of rivalrous stimuli. Some of these accounts take neural noise to be the factor that triggers switches (39), whereas others suggest the driving factor is predictions in frontal cortex in triggering switches (37, 40, 41). In addition, there are Bayesian approaches to adaptation itself (42). The sampling accounts in this application avoid the problem for sampling mentioned earlier of explaining perceptual decision rather than perception,

Draft of May 23, 2018

1
2
3 since the rivalrous states are first and foremost rivalrous perceptions rather than
4 perceptual decisions, and also obtain when there is no task (43). However, what is
5 most obviously probabilistic about rivalry is the transitions between perceptions, since
6 one cannot predict the time or length of one episode of dominance on the basis of those
7 that precede it (44). Sampling accounts can model *perceptual transitions among non-*
8 *probabilistic representations* rather than perceptual representations (45). One could say
9 that Bayesian theories of perceptual transitions involve "implicit" probabilistic
10 representation (45), but it is explicit perceptual representation that leads to the question
11 of the title of this article. Further, Bayesian models do not *supplant* models that appeal
12 to adaptation and competition (reciprocal inhibition), but rather provide a framework for
13 *integrating* rivalry with other perceptual phenomena (46).
14
15

16 Interestingly in some perceptual situations, not only is the losing representation
17 suppressed—its putatively probabilistic aspect is repressed too. Hakwan Lau and
18 Megan Peters and their colleagues recorded from intracranial electrodes in epilepsy
19 patients as they were viewing noisy stimuli that could either be faces or houses. They
20 found that face/house decisions were based on the strength of both face and house
21 representations but that confidence judgments did not take into account the strength of
22 the decision-incongruent representation (47). The face representation can beat out the
23 house representation by a slight margin but only the strength of the face representation
24 is involved in determining confidence. This result is compatible with probabilistic
25 representation but suggests limitations on it¹. Like Trump, consciousness likes winners,
26 not losers, even if the losers are almost on a par with the winners, probabilistically
27 speaking.
28
29
30

31 In a binocular rivalry setup if the two pictures are locally compatible, the perception will
32 reflect merger of the pictures. For example, a male and a female face that are locally
33 compatible will be seen as a combined androgynous face (49). (Local compatibility has
34 to do with whether small patches are lighter or darker than the background. If they are
35 locally of opposite polarity (one patch lighter, one darker), then they are incompatible.)
36 So, in a binocular setup, competing images can lead to rivalry or to merging, depending
37 on local compatibility. Merging can sometimes involve patches of both stimuli. These
38 two modes are often contrasted, with only rivalry being classified as "winner-takes-all".
39 But merging can also be considered as a kind of winner-takes-all process that is
40 different from rivalry in which the male and female faces are losers and the
41 androgynous face is the winner.
42
43

44 A similar process occurs in perception of motion direction. When neurons representing
45 opposite directions are stimulated, the result is that one direction wins. When neurons
46 represent different but not opposite directions, there is a kind of vector averaging
47 process (8). In both cases, varying representations give way to a single winner. Using
48
49

50 ¹ Mudrik et. al. 48. Mudrik L, Breska A, Lamy D, Deouell L. Integration Without
51 Awareness: Expanding the Limits of Unconscious Processing. *Psychological Science*.
52 2011;22(6):764-70. showed that boosting the contrast of the suppressed image makes it
53 more likely to be seen consciously. I suppose someone might claim that contrast
54 reflects probability but an alternative description is that the higher the contrast the more
55 competitively efficacious the representation.
56
57
58
59
60

Draft of May 23, 2018

1
2
3 electrodes that stimulate areas of MT in monkey cortex, Nichols and Newsome were
4 able to show that when there are activations representing directions that differ by more
5 than 140° , one direction is completely suppressed (as in rivalry), whereas when they
6 differ by less than 140° , the result is a perception that averages the vectors.
7

8 The proposal then is that we should think about population codes in terms of
9 competition for dominance. What is conscious is the result of competition, the
10 competing representations prior to that resolution being unconscious. Competing
11 representations resolve either with the weak dying out so that the strong can live, or
12 with merging or averaging. The big advantage of the framework of competition over
13 sampling is that competition does not require a perceptual decision.
14

15 Why are the losing representations not represented in consciousness? It may be that
16 consciousness requires a minimal level of strength of activation or local recurrent
17 circuits, both of which have independent support (50, 51). The global workspace and
18 higher order accounts are alternatives. My hope is that getting clear about the role of
19 competition in perception will help to guide research on this question.
20
21

22 Advocates of sampling may say that competition is just an *implementation of sampling*
23 and that losing representations are just representations that represent low probabilities.
24 Further, the strongest activations don't always win, and that could be used to suggest
25 probabilistic representation. Although the strongest, most skilled and heaviest wrestler
26 probably will win, that does not show that the wrestlers represent probabilities or that
27 representations of probabilities are involved in wrestling matches. One event can be
28 more probable than another without any representation of probabilities. To reiterate:
29 the competition framework does not require the imposition of cognitive categories and
30 so is distinct from the sampling framework.
31
32

33 I don't deny that competition can be understood in probabilistic terms. Winning a
34 competition could be described as a probabilistic decision. Any detailed model of
35 competition could be described in probabilistic terms. My conclusion is not that the
36 probabilistic view is false but that it should be understood instrumentally rather than as
37 describing actual probabilistic representations. As I will argue in the next section, the
38 best attitude towards the Bayesian formalism is an "as if" or instrumentalist attitude, and
39 that attitude is very common in Bayesian writing.
40

41 There are a number of experimental studies that purport to show probabilistic
42 representations in human visual cortex. Van Bergen, et al. (28) start by conceding, of
43 the probabilistic hypothesis that "direct neural evidence supporting this hypothesis is
44 currently lacking". They purport to remedy this situation. They showed subjects
45 randomly oriented grids while doing brain scans (fMRI), focusing on early visual cortical
46 areas (V1, V2, V3). Subjects were required to rotate a bar to match the orientations they
47 saw, giving the experimenters a behavioral measure of precision of response. Using
48 fMRI, they were able to decode the orientations subjects were seeing. They measured
49 the "cortical uncertainty" of orientations in an individual perception. The measure they
50 adopted is not easy to describe in a non-technical way but what is easy to describe is
51 the way they chose among various candidates: by looking for the measure of
52 uncertainty in an individual perception that correlated best with variation from perception
53 to perception. This variation is depicted in Figure 4. The width of the distribution in the
54
55
56
57
58
59
60

Draft of May 23, 2018

graph of actual orientation vs decoded orientation is a measure of "cortical uncertainty" over time.

There are three results, all involving the notion of "cortical uncertainty". My response to those results is that what they call "cortical uncertainty" is equally well described as "degree of cortical competition". The reason that the dots Figure 4 are scattered instead of clustered tightly is that neurons respond to many different orientations, creating many competing representations for each stimulus. Of course degree of cortical competition can be regarded as an implicit representation of uncertainty. But merely implicit probabilistic representation does not give rise to the puzzle of the title of this article.

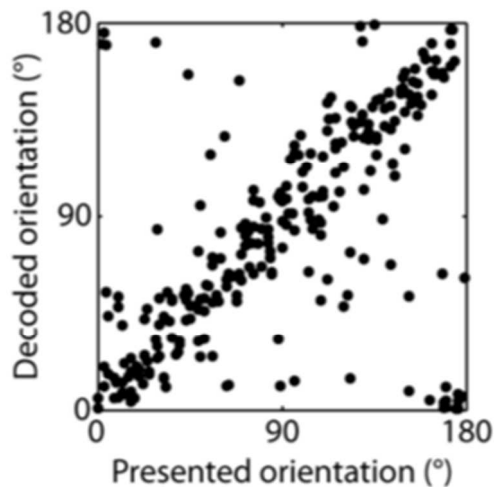


Figure 4 A graph of decoded orientation vs. actual orientation of the stimulus. Thanks to Weiji Ma for this figure. See (28), Supplementary Material 1.

The first of van Bergen, et al.'s three results has to do with something called the "oblique effect", a phenomenon not mentioned here so far (and one that has nothing to do with the discussion of orientations earlier). The phrase "oblique effect" refers to the phenomenon that subjects are more accurate in reporting cardinal (horizontal and vertical) orientations than for oblique orientations. The van Bergen result is that their measure of cortical uncertainty was higher for oblique than for cardinal grids. They say cortical uncertainty explains behavioral uncertainty. However, degree of cortical competition gives essentially the same explanation, but without commitment to probabilistic representation.

Van Bergen, et al. also showed (this is the second result) that when they presented the same orientation repeatedly, subjects' behavioral precision was predicted by the cortical uncertainty. Again, this fact can be seen as behavioral precision predicted by degree of cortical competition.

The third result is the most impressive. They argue that the visual system tracks its own uncertainty. It is well known that subjects' orientation judgments are biased towards oblique and against cardinal orientations (a different sort of oblique effect). They found that when cortical uncertainty was high, the bias towards oblique orientations was stronger than when cortical uncertainty was low, suggesting that the visual system

Draft of May 23, 2018

monitors its own uncertainty on a trial by trial basis, relying more on bias when cortical uncertainty is high. But "monitoring competition" and "monitoring uncertainty" can be descriptions of the same facts.

Similar points apply to the observation that the weight given to different senses when they are integrated in perception depends on the relative reliability of those senses and how quickly it can be computed (52, 53). "Monitoring reliability" and "monitoring competition" can refer to the same process.

Van Bergen, et al. conclude that this is "strong empirical support for probabilistic models of perception" (p.1729) but their results do not distinguish between instrumentalist and realist construals of this claim.

There are independent grounds for caution in concluding that perceptual representations are probabilistic or that uncertainty is represented in perception. A useful corrective comes from a recent study of pea plants that shows that growth of roots of pea plants involves sensitivity to variation in nutrients (54).




Figure 5. This is the "graphical abstract" for (54). Reprinted with permission from Elsevier.

Individual pea plants had their roots separated into different pots as indicated in Figure 5. The conditions could be rich (lots of nutrients) or poor, and variable (i.e. fluctuating) or constant. In rich conditions, the plants grew a larger mass of roots in the constant pot; in poor conditions, the plants grew a larger mass of roots in the variable plot. As the authors note, the plants were risk prone in poor and risk averse in rich conditions, fitting the predictions of risk sensitivity theory. Were the plants monitoring the uncertainty in nutrients reaching their roots? The plants have no nervous system and no one has found anything that could be called a representation of uncertainty. Any talk of plants "monitoring" uncertainty would have to be regarded as "as if" talk unless there is evidence to the contrary. I suggest we should take a similar attitude towards the sensitivity to uncertainty shown in the van Bergen study: it should be understood in an "as if" framework unless we have evidence for a more realistic interpretation.

The conclusion of Dener, et. al. (p. 1766) fits with my methodological suggestion:

Draft of May 23, 2018

Plants' risk sensitivity reinforces the oft-repeated assertion that complex adaptive strategies do not require complex cognition (adaptive strategies may be complex for us to understand, without necessarily being complex for organisms to implement). Bacteria ... fungi ..., and plants generate flexible and impressively complex responses through "decision" processes embedded in their physiological architecture, implementing adaptive responses that work well under a limited set of ecological circumstances (i.e., that are ecologically rational)

In sum, sensitivity to uncertainty does not require representation of *anything*, including uncertainty.

Why Bayesian approaches do not require probabilistic representation

One argument for probabilistic representation in perception is that Bayesian models of perception have been highly successful and that they (putatively) presuppose probabilistic representation. I will argue that on the most plausible construal of Bayesian models, they do not presuppose probabilistic representation. Bayesian accounts of visual perception compute the probability density functions of various configurations of stimuli in the environment on the basis of prior probabilities of those environmental configurations and likelihoods of visual "data" if those environmental configurations obtain. (Visual data are often taken to be activations in early vision.)

Bayes' Theorem states that the probability of a hypothesis about the environment (e.g. that there is a certain distribution of colors on a surface) given visual data is proportional to the prior probability of that hypothesis multiplied by the probability of the visual data given the hypothesis. If h is the environmental hypothesis, e is the evidence from visual data and $p(h|e)$ is the probability of h given e , then $p(h|e)$ is proportional to $p(e|h) \times p(h)$. $p(e|h)$ is the "likelihood" (of the visual data given the environmental hypothesis) and $p(h)$ is the prior probability of the environmental hypothesis. (An equivalence rather than a statement of proportionality requires a normalizing factor so that probabilities sum to 1.)

In Bayesian updating, the system uses the previous probability of the environmental hypothesis as the prior in changing the hypothesis about the environment in response to new visual data. So, Bayesian updating requires multiplying one's current prior probability estimate times one's current estimate of likelihood to get the probability of the environmental hypothesis, given current stimulation. Then the posterior probability of the environmental hypothesis becomes the new prior. The most plausible version of these theories are hierarchical in that the visual system is divided into stages with distinct priors and likelihoods at each stage. In the "predictive coding" version of the account, predictions in the form of priors are sent down the visual hierarchy (i.e. towards the sense organs) while error signals (the prediction minus the data) are sent upwards (46, 55).

What would show that something that deserves to be called Bayesian inference actually occurs in perception? In the most straightforward implementation, there would have to be perceptual representations of prior probabilities for alternative hypotheses, perceptual representations of likelihoods, and some process that involves something that could be described as multiplication of these values. (Additional arithmetic complexity would be added by utility functions that compare the utility of the various

Draft of May 23, 2018

environmental hypotheses.)

It is common for those who emphasize Bayesian processes in perception to appeal to global optimality. Many perceptual processes are Bayes optimal but many are not. As Rahnev and Denison (56) note in a review of sub-optimal processes in perception, there is an extensive literature documenting suboptimal performance. In any case, Bayes optimality is neutral between instrumentalist and realist construals.

Often, Bayesian theories of perception are held as computations in an ideal observer, an observer who uses Bayesian principles to optimally compute what is in the environment on the basis of visual data. Ideal observer theories are instrumentalist in that they are not committed to the representation in real visual systems of priors or likelihoods or their multiplication within the system. Bayesian models, construed from the ideal observer point of view, do not license attributions of probabilistic representation (57, 58). For example, Maloney & Mamassian show how non-Bayesian reinforcement learning can result in behavior that comports well with an ideal Bayesian observer (59).

Sanborn & Chater (60) argue that an approximation process that samples from representations but does not compute over probabilities would mimic standard probabilistic fallacies in reasoning. They suggest implementation of the sampling process in a connectionist network of a sort that would not plausibly support probabilistic representation.

However, some Bayesian accounts are more “realist” about priors and likelihoods (and utilities) that are represented explicitly in perceptual systems. A major problem with realist theories in which Bayesian inference literally takes place in the brain is that the kind of Bayesian computations that would have to be done are known to be computationally intractable (60). So, any realist version of Bayesianism will have to tell us what exactly is supposed to be involved in the computations.

Michael Rescorla argues for a realist version of Bayesianism in which priors are explicitly represented (58, 61). He doesn't say explicitly that likelihoods are explicitly represented and that the multiplication of one by the other is real. Rescorla's argument is based on the fact that we have good Bayesian models of how priors evolve in response to changing environmental conditions. For example, such models predict that if one exposes a subject to stimulation in which luminance and stiffness are correlated, the priors will change so that stiff objects are seen as more luminant. And this prediction is born out. Further, the “light comes from overhead” prior can be changed by experience. Overall, he says, a realist interpretation yields explanatory generalizations that would be missed on an instrumentalist interpretation. The principle is that the best explanation of successful prediction is that the entities referred to in the theories that generate the prediction really exist and to a first approximation really have the properties ascribed to them in the theory (62). The specific application here is that our ability to predict how priors will change supports the hypothesis that priors are really represented in perception.

I find this argument unconvincing because whatever it is about the computations of a system that *simulates the effect of represented priors* (for example, the proposal by Sanborn & Chater) might also be able to simulate the effect of *change* of priors.

Draft of May 23, 2018

Without a comparison of different mechanisms that can accomplish the same goal, the argument for realism is weak.

Further, perception is an inherently noisy process in part because the neural processing is characterized by random fluctuations. The representations must be regarded as approximate. But what is the difference between approximate implementation of Bayesian inference and behaving roughly as if Bayesian inference is being implemented (7, 58)? Until this question is answered, the jury is out on the dispute between realist and anti-realist views.

Recent debates about Bayesianism in perception have appealed to David Marr's famous three levels of description of perception. The top level, the computational level specifies the problem computationally whereas the next level down, the algorithmic level specifies how the input and output are represented and what processes are supposed to move from the input and output. To use one of Marr's examples, in the characterization of a cash register, the computational level would be arithmetic. One variant of the algorithmic level would specify a base 10 numerical system using Arabic numerals plus the techniques that elementary school students learn concerning adding the least significant digits first. An alternative to this type of algorithm and representation might use binary representation and an algorithm level involving AND and X-OR gates (63). The lowest level, the implementation level, asks how the algorithms are implemented in hardware. In an old-fashioned cash register, implementation would involve gears and in older computer implementations of binary arithmetic, magnetic cores that can be in either one of two states (64).

Many prominent Bayesians say that most Bayesians are working at the computational level. For example, Griffiths, et al.: "Most Bayesian models of cognition are defined at Marr's (65) "computational level," characterizing the problem people are solving and its ideal solution. Such models make no direct claims about cognitive processes—what Marr termed the "algorithmic level" (2).

In sum, the Bayesian perspective is powerful, but it does not require a realist or algorithmic interpretation. Instrumentalist versions of Bayesianism as giving explanations at Marr's computational level are well supported and are not committed to probabilistic representations.

Conclusion

My proposal is that competition among unconscious representations yields conscious representations through winner-takes-all processes of elimination or merging. The competition framework does not require any particular task or cognitive categorization and in that respect is better than the sampling framework. The process can be considered Bayesian but only on an instrumentalist interpretation pitched at Marr's computational level rather than the algorithmic level.

Perhaps the strongest challenge to my account is Bayesian sampling accounts of competition, especially the use of sampling models to predict some of the details of binocular rivalry (39, 40). However, (1) the conflict between different Bayesian models (noise vs predictions as the driving factor), (2) the fact that probabilistic transitions in rivalry do not require probabilistic representations, (3) the point made in connection with

Draft of May 23, 2018

pea plants and (4) the strong considerations in favor of the computational rather than algorithmic level in Bayesian explanations counter the challenge.

To head off one misinterpretation, I am not suggesting that there is a single stage of processing (a Cartesian Theater (66)) where competition is resolved. The competition at any stage of the visual hierarchy may perhaps be resolved at the same stage or at a higher stage, but that does not entail that there is a single stage at which everything is resolved.

In sum, my answer to the question "If perception is probabilistic, why doesn't it seem probabilistic?" is that we would do well to think of probabilities in perception instrumentally, avoiding the realist interpretations that motivate the question of the title.²

Bibliography

1. Ma WJ, Beck JM, Latham PE, Pouget A. Bayesian inference with probabilistic population codes. *Nat Neurosci.* 2006;9(11):1432-8.
2. Griffiths, T. , Chater N, Norris D, Pouget A. How the Bayesians got their beliefs (and what those beliefs actually are): comment on Bowers and Davis (2012). *Psychological Bulletin.* 2012;138(3):415-22.
3. Vul E, Hanus D, Kanwisher N. Attention as inference: Selection is probabilistic; Responses are all-or-none samples. *Journal of experimental psychology General.* 2009;138(4):546.
4. Gross S, Flombaum J. Does Perceptual Consciousness Overflow Cognitive Access? The Challenge from Probabilistic, Hierarchical Processes. *Mind & Language.* 2017;32(3):358-91.
5. Gross S. Perceptual Consciousness and Cognitive Access from the Perspective of Capacity- Unlimited Working Memory. *Proceedings of the Royal Society B.* forthcoming.
6. Denison RN. Precision, Not Confidence, Describes the Uncertainty of Perceptual Experience: Comment on John Morrison's "Perceptual Confidence". *Analytic Philosophy.* 2017;58(1):58-70.
7. Clark A. Are we predictive engines? Perils, prospects, and the puzzle of the porous perceiver. *Behavioral and Brain Sciences.* 2013;36(3):233-53.
8. Nichols MJ, Newsome WT. Middle temporal visual area microstimulation influences veridical judgments of motion direction. *Journal of Neuroscience.* 2002;22(21):9530-40.
9. Priebe NJ. Mechanisms of Orientation Selectivity in the Primary Visual Cortex. *Annual Review of Vision Science.* 2016;2(1):85-107.
10. Campbell FW, Cleland BG, Cooper GF, Enroth-Cugell C. The angular selectivity of visual cortical cells to moving gratings. *The Journal of Physiology.* 1968;198(1):237-50.
11. Griffiths TL, Tenenbaum JB. Optimal Predictions in Everyday Cognition. *Psychological Science.* 2006;17(9):767-73.
12. Gopnik A, Glymour C, Sobel DM, Schulz LE, Kushnir T, Danks D. A Theory of Causal Learning in Children: Causal Maps and Bayes Nets. *Psychological Review.* 2004;111(1):3-32.

² I am grateful to Susan Carey, Rachel Denison, Randy Gallistel, Steven Gross, Thomas Icard, Ian Phillips, Stephan Pohl and an anonymous reviewer for discussion and comments on a previous draft.

Draft of May 23, 2018

13. Gallistel CR, Krishan M, Liu Y, Miller R, Latham PE. The perception of probability. *Psychological Review*. 2014;121(1):96-123.
14. Morrison J. Perceptual Confidence. *Analytic Philosophy*. 2016;57(1):15-48.
15. Morrison J. Perceptual Confidence and Categorization. *Analytic Philosophy*. 2017;58(1):71-85.
16. Madary M. How Would the World Look if It Looked as if It were Encoded as an Intertwined Set of Probability Density Distributions? *Frontiers in Psychology*. 2012;3:419.
17. Cohen M, Dennett D. Consciousness cannot be separated from function. *Trends in Cognitive Sciences*. 2011;15(8):358-64.
18. Lau H, Rosenthal D. Empirical support for higher-order theories of conscious awareness. *Trends in Cognitive Sciences*. 2011;15(8):365-73.
19. Lau H, Brown R. The Emperor's New Phenomenology? The Empirical Case for Conscious Experiences without First-Order Representations. In: Pautz A, Stoljar D, editors. *Themes from Block*. Cambridge MA: MIT Press; 2018.
20. Cohen M, Dennett D, Kanwisher N. What is the Bandwidth of Perceptual Experience? *Trends in Cognitive Sciences*. 2016;20(5):324-35.
21. Mullen KT. Colour Vision as a Post-Receptor Specialization of the Central Visual Field. *Vision Research*. 1992;31(1):119-30.
22. Block N. Overflow, access and attention. *Behavioral and Brain Sciences*. 2007;30:530-42.
23. Tyler C. Peripheral Color Demo. *i-Perception*. 2015;6(6):1-5.
24. Haun A, Koch C, Tononi G, Tsuchiya N. Are we underestimating the richness of visual experience? *Neuroscience of Consciousness*. 2017:1-4.
25. Stazicker J. Attention, Visual Consciousness and Indeterminacy. *Mind & Language*. 2011;26(2):156-84.
26. Kamitani Y, Tong F. Decoding the visual and subjective contents of the human brain. *Nature Neuroscience*. 2005;8:679-85.
27. Forstmann BU, Ratcliff R, Wagenmakers EJ. Sequential Sampling Models in Cognitive Neuroscience: Advantages, Applications, and Extensions. *Annual Review of Psychology*. 2016;67(1):641-66.
28. van Bergen RS, Ma WJ, Pratte MS, Jehee JF. Sensory uncertainty decoded from visual cortex predicts behavior. *Nature Neuroscience*. 2015;18(12):1728-30.
29. Schneegans S, Bays PM. Neural Architecture for Feature Binding in Visual Working Memory. *J Neurosci*. 2017;37(14):3913-25.
30. Burge T. *Origins of Objectivity*. Oxford: Oxford University Press; 2010.
31. Carey S. *The Origin of Concepts*. Bloom P, Gelman SA, editors. Oxford: Oxford University Press; 2009.
32. Block N. Seeing-As in the Light of Vision Science. *Philosophy and Phenomenological Research*. 2014;89(3):560-73.
33. Pelli D, Palomares M, Majaj N. Crowding is unlike ordinary masking: Distinguishing feature integration from detection. *Journal of Vision*. 2004;4:1136-69.
34. Dehaene S. *Consciousness and the Brain: Deciphering How the Brain Codes Our Thoughts*. New York: Viking; 2014.
35. Block N. Consciousness, accessibility, and the mesh between psychology and neuroscience. *Behavioral and Brain Sciences*. 2007;30:481-548.

Draft of May 23, 2018

- 1
 - 2
 - 3
 - 4
 - 5
 - 6
 - 7
 - 8
 - 9
 - 10
 - 11
 - 12
 - 13
 - 14
 - 15
 - 16
 - 17
 - 18
 - 19
 - 20
 - 21
 - 22
 - 23
 - 24
 - 25
 - 26
 - 27
 - 28
 - 29
 - 30
 - 31
 - 32
 - 33
 - 34
 - 35
 - 36
 - 37
 - 38
 - 39
 - 40
 - 41
 - 42
 - 43
 - 44
 - 45
 - 46
 - 47
 - 48
 - 49
 - 50
 - 51
 - 52
 - 53
 - 54
 - 55
 - 56
 - 57
 - 58
 - 59
 - 60
36. Dehaene S, Changeux J-P, Nacchache L, Sackur J, Sergent C. Conscious, preconscious, and subliminal processing: a testable taxonomy. *Trends in Cognitive Sciences*. 2006;10:204-11.
37. Gershman SJ, E. V, Tenenbaum JB. Multistability and perceptual inference. *Neural Computation*. 2012;24(1530-888X (Electronic)):1-24.
38. Brascamp J, Sterzer P, Blake R, Knapen T. Multistable Perception and the Role of the Frontoparietal Cortex in Perceptual Inference. *Annual Review of Psychology*. 2018;69(1):77-103.
39. Moreno-Bote R, Knill DC, Pouget A. Bayesian sampling in visual perception. *Proceedings of the National Academy of Sciences*. 2011;108(30):12491.
40. Weilhhammer V, Stuke H, Hesselmann G, Sterzer P, Schmack K. A predictive coding account of bistable perception - a model-based fMRI study. *PLOS Computational Biology*. 2017;13(5).
41. Hohwy J, A R, Friston K. Predictive coding explains binocular rivalry: an epistemological review. *Cognition*. 2008;108(3):6870701.
42. Stocker A, Simoncelli E. Sensory Adaptation within a Bayesian Framework for Perception. In: Weiss Y, Schölkopf B, Platt J, editors. *Advances in Neural Information Processing Systems*. Cambridge MA: MIT; 2006.
43. Brascamp J, Blake R, Knapen T. Negligible fronto-parietal BOLD activity accompanying unreportable switches in bistable perception. *Nature Neuroscience*. 2015;18(11):1672-8.
44. Logothetis N, Leopold D. Multistable phenomena: changing views in perception. *Trends in Cognitive Sciences*. 1999;3(7):254-64.
45. Icard T. Subjective Probability as Sampling Propensity. *Review of Philosophy and Psychology*. 2016;7(4):863-903.
46. Hohwy J. *The Predictive Mind*. Oxford: Oxford University Press; 2013.
47. Peters MAK, Thesen T, Ko YD, Maniscalco B, Carlson C, Davidson M, et al. Perceptual confidence neglects decision-incongruent evidence in the brain. *Nature Human Behaviour*. 2017;1:0139.
48. Mudrik L, Breska A, Lamy D, Deouell L. Integration Without Awareness: Expanding the Limits of Unconscious Processing. *Psychological Science*. 2011;22(6):764-70.
49. Carlson TA, He S. Competing global representations fail to initiate binocular rivalry. *Neuron*. 2004;43(6):907-14.
50. Block N. Perceptual consciousness overflows cognitive access. *Trends in Cognitive Sciences*. 2011;15(12):567-75.
51. Lamme V. *The Crack of Dawn: Perceptual Functions and Neural Mechanisms that Mark the Transition from Unconscious Processing to Conscious Vision*. In: Metzinger T, Windt J, editors. *Open MIND, 2 Volume Set. 1*. Cambridge: MIT Press; 2016.
52. Cellini C, Kaim L, Drewing K. Visual and haptic integration in the estimation of softness of deformable objects. *i-Perception*. 2013;4(8):516-31.
53. Ernst MO, Bulthoff HH. Merging the senses into a robust percept. 2004;2(4):162-9.
54. Dener E, Kacelnik A, Shemesh H. Pea Plants Show Risk Sensitivity. *Current Biology*. 2016;26(13):1763-7.
55. Clark A. *Surfing Uncertainty: Prediction, Action, and the Embodied Mind*. Oxford: Oxford University Press; 2016.
56. Rahnev D, Denison R. Suboptimality in perception. *Behavioral and Brain Sciences*. forthcoming.

Draft of May 23, 2018

- 1
- 2
- 3
- 4 57. Colombo M, Seriès P. Bayes in the Brain—On Bayesian—Modelling in Neuroscience. *British Journal for the Philosophy of Science*. 2012;63:697-723.
- 5
- 6 58. Rescorla M. Bayesian Perceptual Psychology. In: Matthen M, editor. *The Oxford Handbook of the Philosophy of Perception*. Oxford: Oxford University Press; 2015. p. 694-716.
- 7
- 8 59. Maloney LT, Mamassian P. Bayesian decision theory as a model of human visual perception: testing Bayesian transfer. *Vis Neurosci*. 2009;26(1):147-55.
- 9
- 10 60. Sanborn AN, Chater N. Bayesian Brains without Probabilities. *Trends Cogn Sci*. 2016;20(12):883-93.
- 11
- 12 61. Rescorla M. Review of Nico Orlandi's *The Innocent Eye*. *Notre Dame Philosophical Reviews*. 2015.
- 13
- 14 62. Boyd R. What Realism Implies and What it Does Not. *Dialectica*. 1989;43(1-2):5-29.
- 15
- 16 63. Block N. The Mind as the Software of the Brain. In: Osherson D, Gleitman L, Kosslyn SM, Smith E, Sternberg S, editors. *An Invitation to Cognitive Science*. Cambridge MA: MIT Press; 1995.
- 17
- 18
- 19
- 20 64. McClamrock R. Marr's Three Levels: A Re-evaluation. *Minds and Machines*. 1991;1(2):185-96.
- 21
- 22
- 23 65. Marr D. *Vision*: Freeman; 1982.
- 24
- 25 66. Dennett DC. *Consciousness Explained*. Boston: Little Brown; 1991.
- 26
- 27
- 28
- 29
- 30
- 31
- 32
- 33
- 34
- 35
- 36
- 37
- 38
- 39
- 40
- 41
- 42
- 43
- 44
- 45
- 46
- 47
- 48
- 49
- 50
- 51
- 52
- 53
- 54
- 55
- 56
- 57
- 58
- 59
- 60

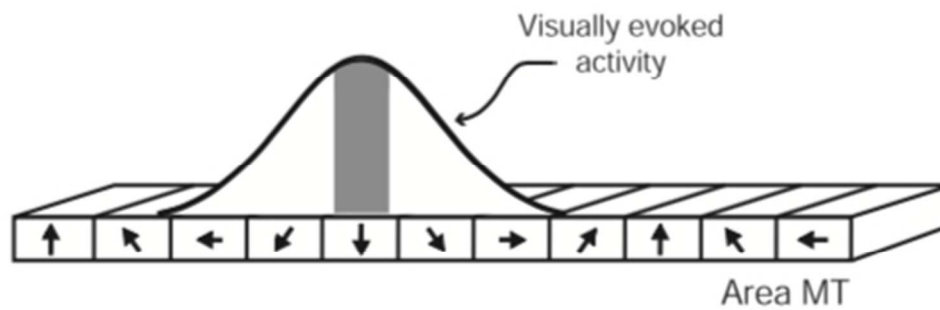


Figure 1 The response of a patch of cortex tuned to downward motion in area MT/V5 of monkey cortex. (The curve is representative but hypothetical.) The height of the curve represents level of neuronal discharge. The shaded area indicates the most active neurons. From (8) with permission of the Society for Neuroscience.

190x66mm (72 x 72 DPI)

1
2
3
4
5
6
7
8
9
10
11
12
13
14
15
16
17
18
19
20
21
22
23
24
25
26
27
28
29
30
31
32
33
34
35
36
37
38
39
40
41
42
43
44
45
46
47
48
49
50
51
52
53
54
55
56
57
58
59
60

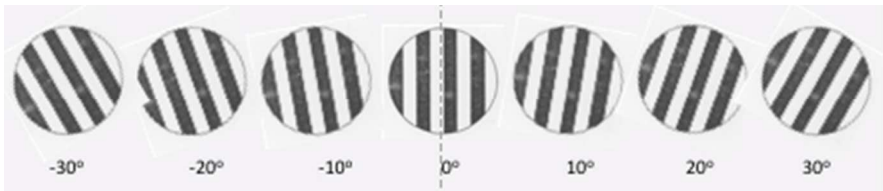


Figure 2. Oriented grids tilted from minus 30o to plus 30o. Ask yourself whether in viewing the central bar, you see any hint of the minus 30o or plus 30o grids.

154x32mm (72 x 72 DPI)

For Review Only

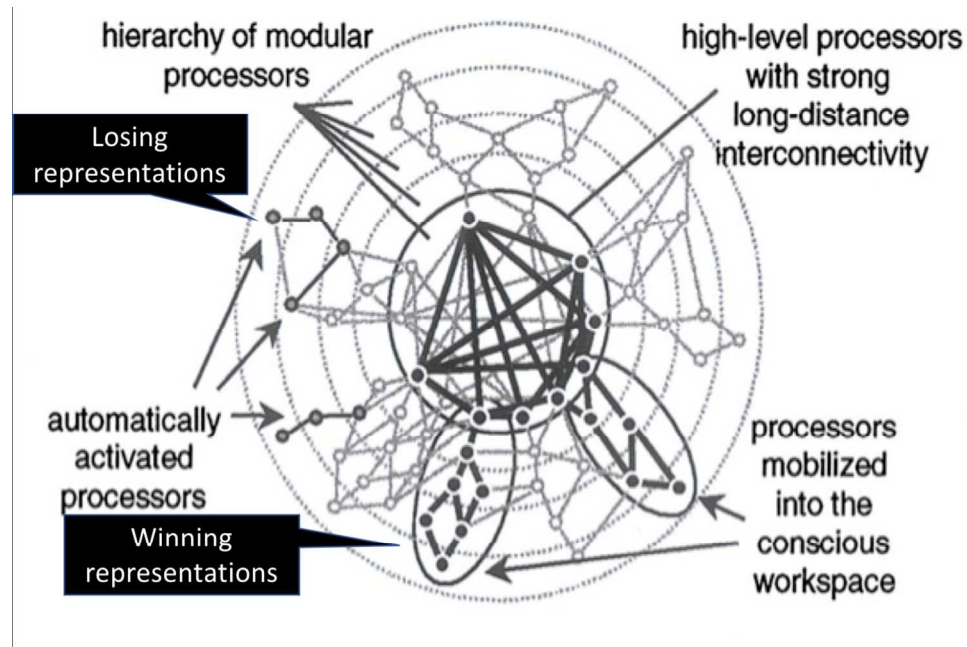


Figure 3. Schematic diagram of the global workspace. I am grateful to Stan Dehaene for supplying this drawing. Dark pointers added.

1
2
3
4
5
6
7
8
9
10
11
12
13
14
15
16
17
18
19
20
21
22
23
24
25
26
27
28
29
30
31
32
33
34
35
36
37
38
39
40
41
42
43
44
45
46
47
48
49
50
51
52
53
54
55
56
57
58
59
60

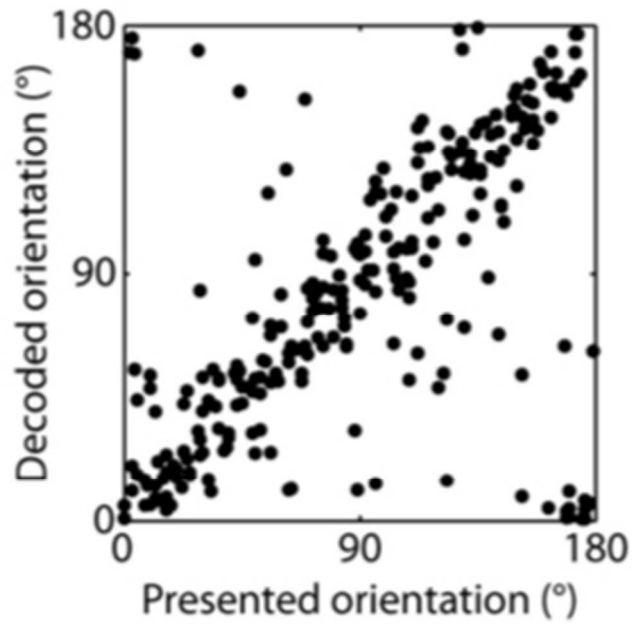


Figure 4 A graph of decoded orientation vs. actual orientation of the stimulus. Thanks to Weiji Ma for this figure. See (28), Supplementary Material 1.

114x115mm (72 x 72 DPI)

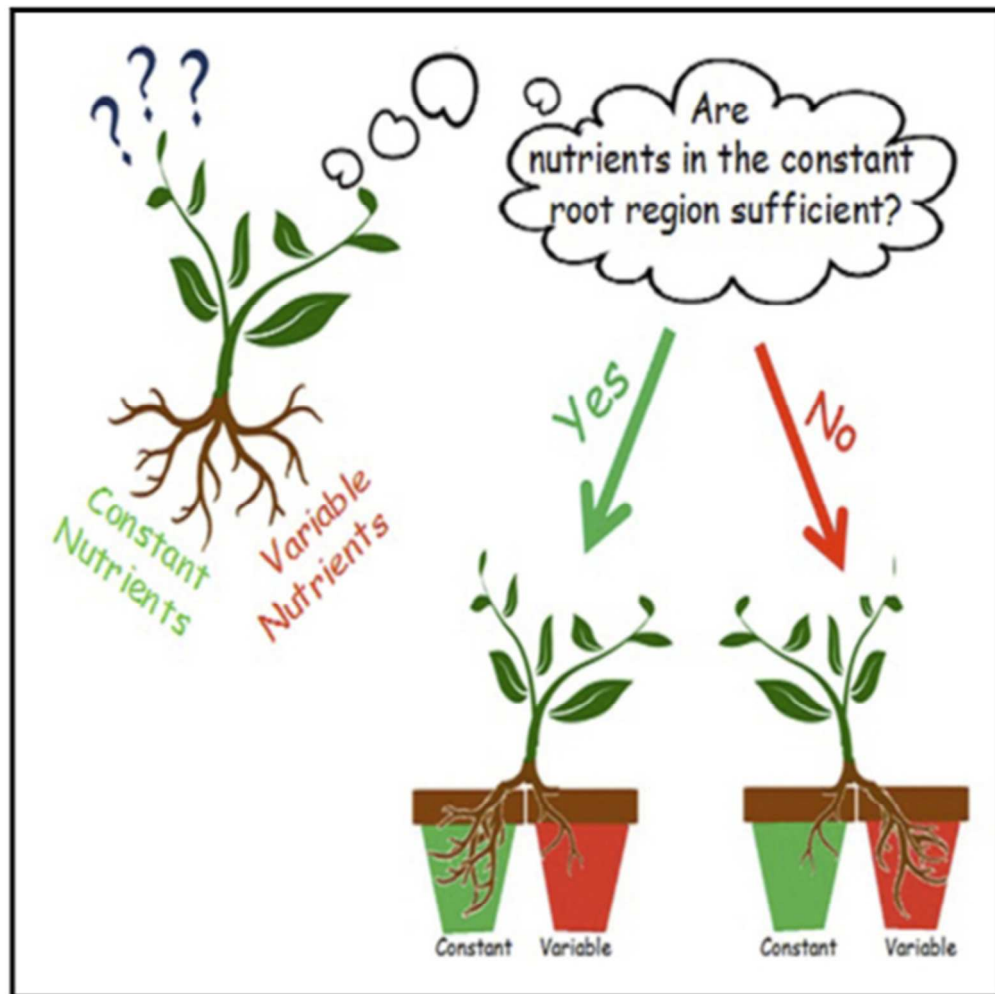


Figure 5. This is the "graphical abstract" for (54). Reprinted with permission from Elsevier.

213x212mm (72 x 72 DPI)